

SERIES AP 71

VACUUM GENERATOR MODULE

- Monoblock vacuum venturi, air actuated valve and check valve
- Unique, compact, patented design
- Constant bleed option 2.5, 5, 8 and 15 slpm of N2 @ 80 psig (5.5 bar)
- 26 in. Hg (100 Torr) of vacuum generated with 80 psig (5.5 bar) and 60 slpm of Nitrogen
- SS construction
- Normally closed (NC) air actuated valve
- DI cleaned and baked dry
- Installation and operating instructions available at www.aptech-online.com in the Tech Briefs section

Operating Parameters

N2 inlet	70 to 110 psig (4.8 to 7.6 bar)
Vacuum port maximum pressure	3,500 psig (241 bar)
Vacuum*	26 inch Hg (100 Torr)
Check valve cracking pressure**	3 psid (0.2 bar)
Actuation pressure	60 to 110 psig (4 to 7.6 bar)
Constant bleed*** (opt) CB005	1-2.5 slpm @ 80 psig (5.5 bar) N2
(opt) CB009	2-5 slpm @ 80 psig (5.5 bar) N2
(opt) CB013	5-8 slpm @ 80 psig (5.5 bar) N2
(opt) CB023	10-15 slpm @ 80 psig (5.5 bar) N2
Proof pressure, applied to vacuum port	5,000 psig (345 bar)
Burst pressure, applied to vacuum port	10,000 psig (690 bar)
Operating temperature	14° to 160°F (-10° to 71°C)

* Vacuum specifications are based on a 3/8" vent line of 30" overall length.

** Cracking pressure is a nominal value which may vary in specific applications.

*** Constant bleed option includes additional check valve for bleed orifice.

Other Parameters

Valve status	Normally Closed (NC)
Actuation port	M5 thread
Inlet port fitting	1/4 inch face seal male
Vent port fitting	1/4 inch, 3/8 inch face seal or 3/8 inch tube stub
Vacuum port fitting	1/4 inch face seal or tube weld

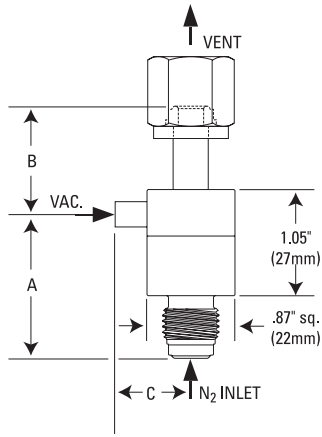
Materials

Series AP 71	
Wetted Parts	
Body	316L stainless steel
Poppets and piston	303 stainless steel
Spring	302 stainless steel
Seal	Fluoroelastomer / FKM (Neoprene / polychloroprene optional)

All specifications subject to change without notice.

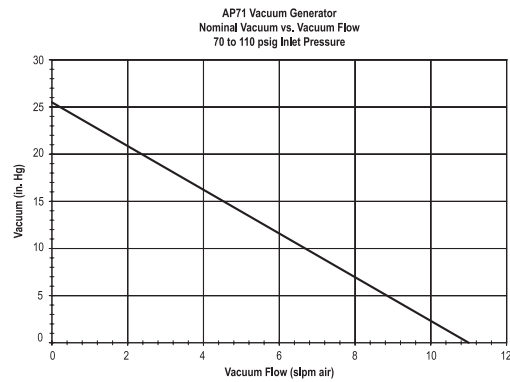
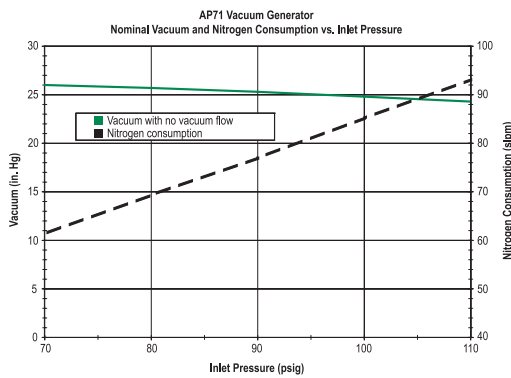
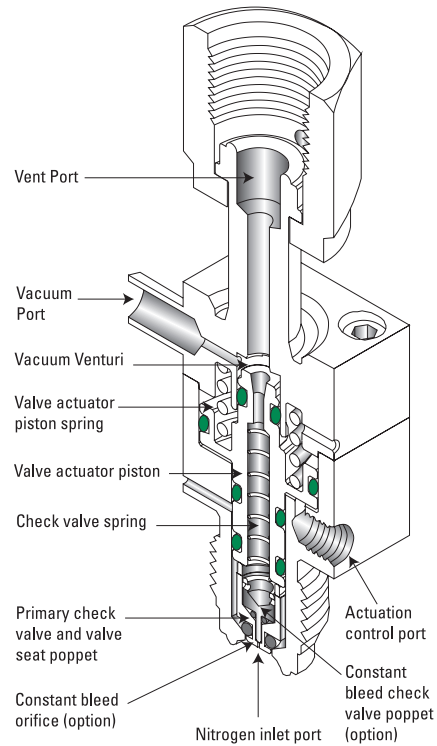
SERVICE AND SUPPORT BEYOND COMPARE

DIMENSIONAL INFORMATION



Connections	A		B		C	
	in [±.02]	mm	in [±.02]	mm	in [±.02]	mm
MV4	1.43	36	1.07	27	1.39	35
FV4	-	-	1.07	27	1.39	35
TW4	-	-	-	-	.75	19
FV6, MV6	-	-	1.64	42	-	-
TW6	-	-	.96	24	-	-

All dimensions are in inches (mm). Metric dimensions are for reference only.



ORDERING INFORMATION

Sample Order Number

AP 71S MV4 FV6 TW4 CB009

AP 71 | Series

AP 71

s | Material

S = Stainless steel (SS)

MV4 | N₂ Inlet

MV4 = 1/4 inch face seal male

FV6 | Vent

MV4 = 1/4 inch face seal male
FV4 = 1/4 inch face seal female
MV6 = 3/8 inch face seal male
FV6 = 3/8 inch face seal female
TW6 = 3/8 inch tube weld stub

TW4 | Vacuum

MV4 = 1/4 inch face seal male
FV4 = 1/4 inch face seal female
TW4 = 1/4 inch tube weld stub

CB009 | Options

CB005 = 2.5 slpm
CB009 = 5 slpm
CB013 = 8 slpm
CB023 = 15 slpm
NP = Neoprene/polychloroprene wetted seals

CAUTION: N₂ inlet pressure greater than 110 psig (7.6 bar) may cause valve not to close when actuation control pressure vented.

CAUTION: Product selection is the sole responsibility of the user, regardless of any recommendations or suggestions made by the factory. The user shall make selections based upon their own analysis and testing with regard to function, material compatibility and product ratings. Proper installation, operation and maintenance are also required to assure safe, trouble free performance.

AP Tech has product options and variations which are not documented in data sheets. If you have a model number that is not defined by the ordering information, please consult the factory or your local representative.

ООО «Армада»

191036, г. Санкт-Петербург, ул. 8-я Советская, дом 26 лит. А, пом. 20-Н Тел.: +7 (812) 642-85-75 arm-lok@mail.ru, arm-lok.ru